

# PW183RB

## Universal 30 Watt (IEEE802.3af Compliant)

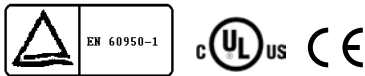


### PoE Plus Gigabit

- 10/100/1000 (MbPS) Data Rates
- Self-contained Injector
- 100-250VAC Universal Input
- Desktop Style / Non-vented Case
- IEEE802.3af Compliant Detection, Disconnect, Overload and Over Voltage Control Function
- Load Diagnostic LED
- UNH IOL Test Report
- Over Load Shutdown and Short Circuit Protection
- Regulated Output With Low Ripple
- Complies with EMI/RFI Regulations
- CE Compliant



### International Safety Standard Approvals



## Specifications

### Output Specifications

Combined Line and Load Voltage Regulation	Excluding Cord	±1%
Ripple		1% Vp-p max.
Transient Response		0.5ms for 50% Load Change Typical
Protection		Foldback Overcurrent Protection, Short Circuit Protection

### Input Specifications

AC Input Voltage Range		100-250VAC -10%, +6%
Line Frequency		47-63Hz
AC Input Current		1.0A max.
Protection		Internal Primary Current Fuse, Inrush Limiting

### Environmental Specifications

Thermal Performance	Operating Temperature No Derating, Convectional Cooling Non Vented Case	0° C to 40° C
Relative Humidity	Non-Condensing	5% to 95%
Altitude		0-10,000 feet

### General Specifications

Topology		Switching-Fixed Frequency Flyback
Dielectric Withstand	Primary-Secondary Secondary-Ground	3000VAC, 4250VDC 500VDC
Spacing		5mm Primary-Secondary
Leakage Current		Less than 250 uA
Efficiency		75.1% min.
EMC Information Emissions	FCC Part 15. EN55022.	Class B Class B
Harmonic VFF	EN61000-3-2 EN61000-3-3	
ESD	EN61000-4-2.	Level 2
RF EMI	EN61000-4-3.	Level 2
EFT	EN61000-4-4.	Level 2
Surge	EN61000-4-5.	Level 3
CDI	EN61000-4-6.	Level 2
CD	EN61000-4-8.	Level 1
Voltage Dips	EN61000-4-11	
CE		LVD, EMC, RoHS, WEEE, CE Compliant
Hold-up Time	@120VAC	18ms min. typ.
Storage Temp		-30° C to +85° C
Approvals and Standards	Safety	cULus : UL/CSA60950 TUV : EN60950 CE: LVD, EMC
MTBF		100,000 Calculated Hours

# PW183RB

## Universal 30 Watt (IEEE802.3af Compliant)


**PoE Plus Gigabit**

For the most current data and application support visit [www.slpower.com](http://www.slpower.com)


Ault Part Number	Output Voltage	Output Currents		Max Watts	Ripple Vp-p max.
		Min	Max		
PW183RB4800_01	48 V	0.00 A	0.625 A	30 W	480 mV

Ault Part Number Key						
PW183	R	B	48	00	_	01
Product Family Name	Manufacturing Location (volume dependent)	Design Revision Changes	Voltage DC Model Type	Connector	Input Configuration/ Model Type	Standard (no modifications or special packaging)

### Input Configuration



IEC320  
w/ground  
C14  
(F)



Shaver  
C8  
(N)

Specify the Input Configuration Code in your order.

### General Specifications (continued from p. 1)

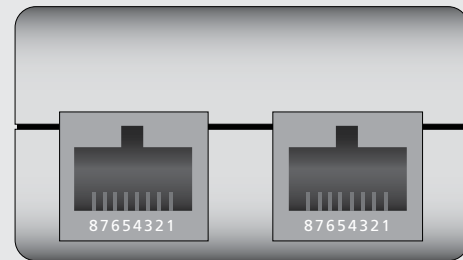
Weight	(excluding cord)	7 Ounces, 200 Grams
Case and Dimension		5.24L x 2.13W x 1.42H (in) 133.0L x 54.0W x 36.0H (mm)
Case Material		Black 94V0 Polycarbonate
Cord and Connectors		Dual RJ45 jacks built into the enclosure

### Personalized PoE

Options (additional costs may apply):

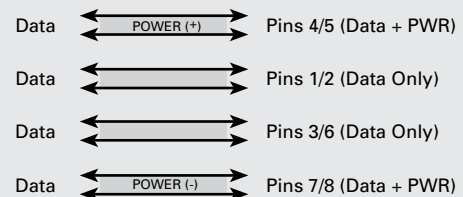
- Custom label artwork
- Custom agency approvals available
- Surge protection (Input & Output)
- Mounting bracket
- Custom PoE modifications

### Pin Connections



J2 (Power and Data Out)      J1 (Data In)  
(Rear of Unit)

#### PoE Gigabit Pin-out Connections:



Note: ← → = Transformer

#### LED Functions:

Amber	Power On
Green	Power Active
Blink	Load Error

